

Floorline


pittman[®]

Lightweight, slip-resistant matting designed for areas where water is present and spills are frequent.



One of our bestsellers, Floorline is perfect for any environment where liquid is present and cushioning is needed underfoot.

The mat's open grid and embossed surface provides the highest slip resistance and drainage, making it an ideal walkway for slippery environments. The anti-fungal properties protects bare feet in changing areas and swimming pool surrounds. Made from a single tier of flexible PVC, Floorline is incredibly lightweight, making it easy to carry, move and lift for cleaning. Extra soft underfoot, it's also a popular choice for clubs, restaurants and bars where staff are standing, spillages are frequent and breakages likely.



Features:



Etched surface



Open-grid construction




Anti-microbial and anti-fungal additives



Made from non-porous, flexible PVC



Comes in 10m (33') rolls



Benefits:



Certified slip resistant (DIN 51130:RI I, DIN 51097: C, ASTM 1677: 1.0/0.8)



Excellent drainage (DIN 51130:V10)




Excellent hygiene, easy to clean



Contours to uneven surfaces



Quick to install



Standard sizes:

Product	Floorline
Height	6mm (1/4")
Standard roll options	10 x 0.6m (33' x 2') 10 x 0.91m (33' x 3')
Weight	3.70kg/m ² (0.76lb/sq.ft)

Tolerances:

	Height (+/- 0.5mm)	Length (0+0.3m)	Width (+/- 1cm)
Floorline	6mm	10m	60cm 91cm

All dimensions are nominal

Technical information:


Acoustic	Excellent sound absorption
Chemical	Resistant to most acids, alkalines and oils. You can read more about specific chemical resistances by downloading this information sheet .
Composition	Flexible Polyvinyl Chloride (PVC)
Environment	Floorline is 100% recyclable. We don't use any substances included in the SVHC list under REACH in any of our matting products..
Fire	DIN 4102 Part 1 - Classification B2. BS 2782 Part 1, method 140A: 1992 (ISO 1210: 1992)
Hygiene	Made from non-porous PVC that's naturally resistant to bacteria growth. Incorporates anti-microbial and anti-fungal additives for continuous hygiene.
Reversion	Thermoplastic shrinkage can result in size reductions up to 2%. This may be accelerated in hot environments. You can read more about the causes of shrinkage by downloading this information sheet .
Slip resistance	ASTM F 1677 - Dry/Wet: 1.0/0.8 DIN 51130: R11, V10 DIN 51097: Classification C
Thermal	Designed to function at temperatures from -23°C and up to +60°C. Slight size variation may occur at temperature extremes.
UV light	Resistant to PVC degradation. The red colour isn't colourfast in direct sunlight.
Warranty	One year. Visit our policies page for more information about warranties

Installation:


Floorline's one-piece construction means installation is simple:

- Comes in 10m rolls
- Easy to cut to fit on site
- No special tools or previous site visits needed
- Contours to uneven surfaces


Colours:




Red




Blue



Green



Beige



White

More colours
available
upon request

Cleaning:

Regular cleaning will maintain both the effectiveness and lifespan of Floorline.

The matting has both anti-bacterial and anti-fungal additives to protect against fungal and bacterial contamination, but regular cleaning is also recommended to remove light grease and oils, food fat, wax and acrylic polishes.

PREPARATION

Check the matting is free from any loose items like litter and clothing fibres.

HAND CLEANING

Regular hand cleaning should be done as required, using an alkaline [cleaning fluid](#) as per the manufacturer's instructions. The matting can be cleaned in position – simply apply the cleaning solution with a sprayer or mop and allow to penetrate any grease or dirt. You can then use a stiff deck brush to work the cleaning fluid into the surface dirt. Allow to soak before rinsing with clean water.

MACHINE CLEANING

How frequently you machine clean will depend on how much traffic the area gets. Spray the surface with the alkaline solution and then, using a cylindrical brush machine, clean the top surface in the direction of the top ribs. If there's an etched pattern on the top ribs where dirt can easily collect, make additional cross passes to ensure a thorough clean.

If the underside of the matting also needs a clean, roll it up and then roll back out, leaving the underside facing upwards. Repeat the spray and above cleaning instructions.

STEAM CLEANING

Any type of steam cleaner can be used. Good results have been obtained with nozzle pressure of approximately 6894.8 kN/m² (1000 lbs p.s.i.) and water temperature of approximately 212°F. Cleaning fluid should be diluted according to the manufacturer's recommendation.

[Download these cleaning instructions.](#)