


Koblenz Steel Bench


pittman | traffic & safety
equipment

✉ sales@pittmantraffic.com

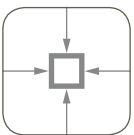
☎ (01) 531 2111



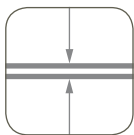




Plastic plugs



Galvanised



Zinc Phosphate coating



Powder Coated

- 1HSS V%~~W~~WUZWi [fZ
WWeJa` W WfeShS[STW
;` UgWTSU dWf
- Abf[a` S^TWUZ XWXdXWZ
eS` V| Y Ta'fZvai ` adegTZ
egdSUW` eS^Sf[a`
- ;` fWdSWsd dWfe
- + @adSY[U USee[UWb|Y`
- + 5a_ XdSTWbWf` YWb|Y
- + : [YZZcgS[fk VgdSTWb|Y
- + I [WDS> Ua^agdeWb|a`







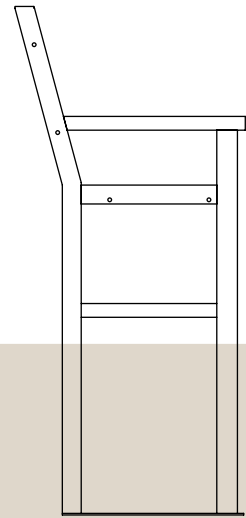
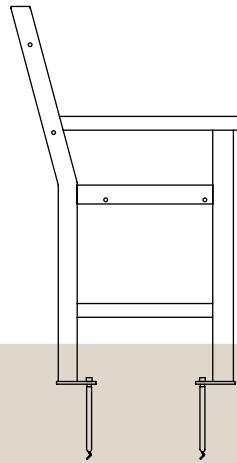
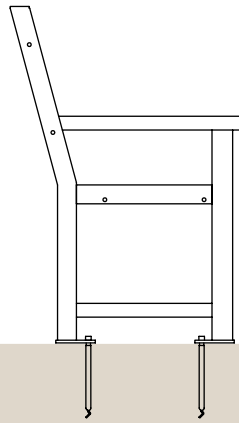
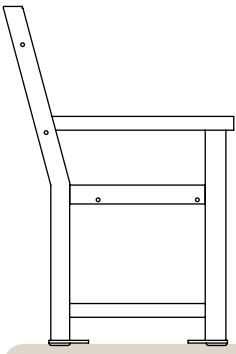


Free-standing

**Visible screw
installation**

**Invisible screw
installation**


Sub-surface



Bench type


**Length / Depth/
Height in mm**

Weight



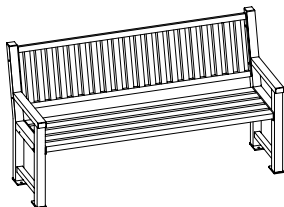
1200 / 671 / 980
Seat height: 450

approx. 85 2-Seater - Standard



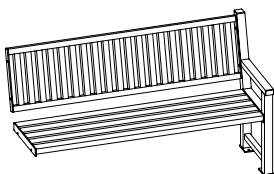
1140 / 671 / 980
Seat height: 450

approx. 69 2-Seater - Extension



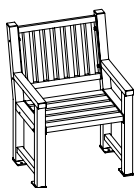
1800 / 671 / 980
Seat height: 450

approx. 112 3-Seater - Standard



1740 / 671 / 980
Seat height: 450

approx. 96 3-seater - Extension




700 / 671 / 980
Seat height: 450

approx. 71 Single-seater


Accessories



Ground anchor:
300mm long, Ø16mm with
M12 x 40 allen screw and
washer



Plastic insert plugs for free-
standing benches




Thread locking paste for
permanently securing fixing
threads



pittman | traffic & safety
equipment

✉ sales@pittmantraffic.com

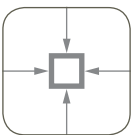
☎ (01) 531 2111



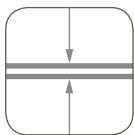




Plastic plugs



Galvanised



Zinc phosphate
coating



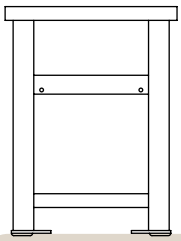
Powder coated

- 1, 2 and 3 seater benches with extension elements available. Includes backrest
- Optional bench feet for free-standing, bolt-down or sub-surface installation
- Integrated armrests
- + Nostalgic, classic design
- + Comfortable seating design
- + High-quality, durable design
- + Wide RAL colour selection

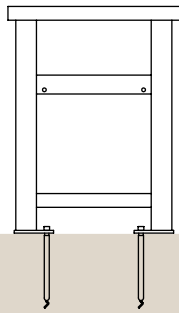




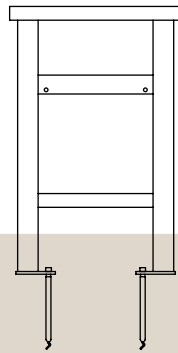
Free-standing



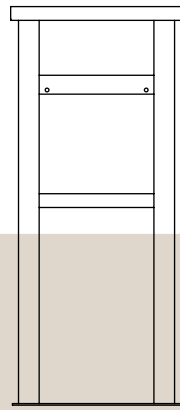
Visible screw installation

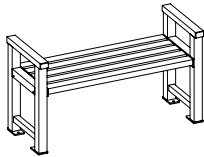


Invisible screw installation



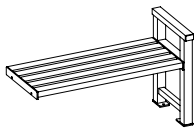
Sub-surface



Bench type**Length / Depth/
Height in mm****Weight**1200 / 671 / 980
Seat height: 450

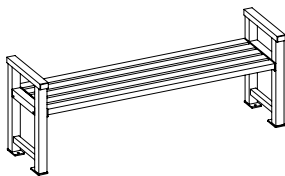
approx. 61

2-Seater - Standard

1140 / 671 / 980
Seat height: 450

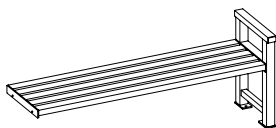
approx. 45

2-Seater - Extension

1800 / 671 / 980
Seat height: 450

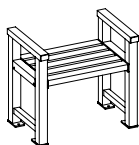
approx. 74

3-Seater - Standard

1740 / 671 / 980
Seat height: 450

approx. 58

3-seater - Extension

700 / 671 / 980
Seat height: 450


approx. 48

Single-seater


Accessories



Ground anchor:
300mm long, Ø16mm with
M12 x 40 allen screw and
washer



Plastic insert plugs for free-
standing benches



Thread locking paste for
permanently securing fixing
threads

