

Anchor Safe™ Lift Truck Mat

Specifications

Fiber Type	Solution Dyed Polypropylene (Recycled PET Fiber)
Backing Type	SBR Rubber
Weight	5 kg/m ²
Thickness	8,6 mm
Size	115x180
Moisture Barrier	Polyester Film

Features

- Passes Flammability Standard DOC-FF-1-70
- Conforms fire retardancy test EN 13501-1 (2007) + A1 (2009)

Anchor Safe™ Lift Truck Cleaning Instructions

Vacuum Cleaning

- Vacuum regularly with a commercial grade vacuum
- A commercial grade wet/dry vacuum is recommended for locations that encounter snow or heavy amounts of rain

Extraction Cleaning

- Extraction cleaning with a commercial grade machine is the preferred method for deep cleaning the mats in place
- Regularly scheduled extraction cleanings performed once every 4 to 12 weeks in heavy traffic areas will help reduce dirt and wear patterns

Pressure Washing


- Pressure washing may be used for heavy cleaning
- Mats should be taken outside or to an area designated for pressure wash type cleaning. The old installation type should be removed from the floor and mat
- Pressure washed mats should be hung to dry
- Mats should be dry before being re-installed

Double Sided Tape


- Mountville Product Number - 4049
- 7,62 x 32 m (approx. 10 m. tape needed per tile)

Taping Instructions –Waterhog Lift Truck Mats

- Place the Waterhog Lift Truck Mat face down with rubber backing side up
- Please tape along all 4 sides of tiles as close to edge as possible




- Inside the rectangle, create an X by placing tape sticky side down (Blue side up) from one corner diagonally to the opposite corner.




- Then place tile in the desired position. Carefully fold one half of the mat back exposing the blue tape.



- Remove blue liner and trim back to the folded area. Then fold that half back into place and repeat on the other side.




- To secure bond between tape and tile, apply pressure by walking around each side of the tile. At this time, installation of the tile is complete.



LIFT TRUCK MATS

- Bi-level surface effectively removes moisture and dirt from lift truck wheels to improve lift truck safety
- Modular mats are easy to install and scalable for the application
- Aggressive adhesive taping system keeps tiles from moving
- Polypropylene carpet is easy to clean and fast drying
- Durable rubber backing and polypropylene carpet top withstands lift truck traffic up to 14,000 lbs
- Recommended for all buildings where lift trucks must enter and exit a building to and from the outside



SIZE

115 X 180

TECHNICAL SPECIFICATIONS

Material:	SBR Gummi
Surface finish:	Recycled PET fiber
Product height:	6,3 mm
Product weight:	5 kg/m ²
Environmental resistance:	Indoor / outdoor
Installation method:	Tiles
Cleaning method:	Vacuum / hot water
Flame retardancy:	Conforms fire retardancy test EN 13501-1 (2007) + A1 (2009)