











TECHNICAL SPECIFICATIONS

Dimensions: 2500 Length mm x 2880 mm Height x 2434 mm deep.
Structure: Steel tubes 80 x 80 mm.
Roof: 60 x 60 mm steel tube crossbars, anti-UV treated 10 mm cellular polycarbonate panels.
Finish: Single-colour or two-colour galvanised and in our standard RAL colours.
Extension: extension module 2500 mm long.
Installation: on base plates, height adjustable legs, expansion bolts included.
Optional:
Rear and side-cladding: Aluminium profile frame and 10 mm anti-UV treated cellular polycarbonate.
Wind protectors around roof: sheet metal for rear and sides.
Signage: White bicycle decal.



PAINT FINISH

- | | | | | |
|--|---|---|---|---|
|  |  |  |  |  |
| Procity Grey | RAL 9010 | RAL 5010 | RAL 3020 | RAL 9005 |
|  |  |  |  |  |
| RAL 7044 | RAL 3004 | RAL 6005 | RAL 8017 | Corten effect |